

Year: 2021

Grade: 10

Sex: All

Number of Students Surveyed: 209

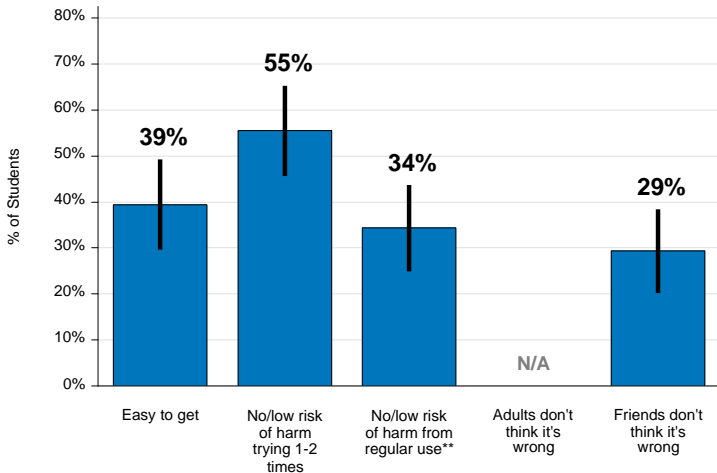
Background:

- Marijuana can be addictive. Most teens who enter drug treatment programs report marijuana is the primary drug they use.
- If teens use marijuana, anxiety and depression can get worse. Marijuana use is associated with risk of anxiety and depression.
- Teens who use marijuana can have problems with learning and memory and are more likely to fail in school.

For More Information:

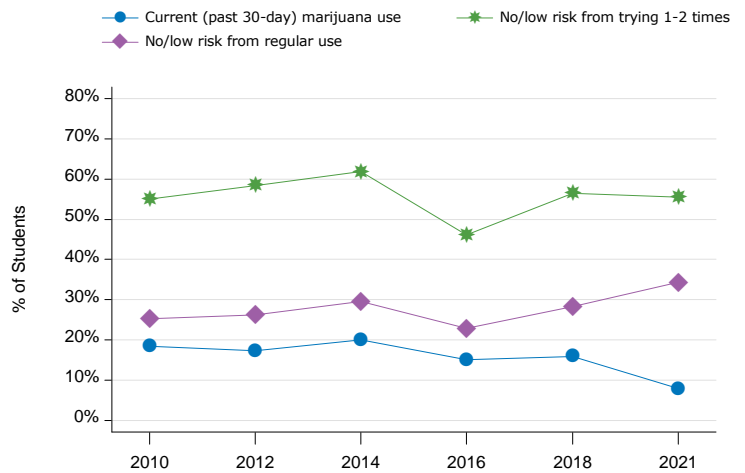
- To learn more, go to the Start Talking Now website: www.StartTalkingNow.org. To find out about prevention coalitions in your area and how to get involved, go to https://www.theathenaforum.org/cpwi_coalitions.
- For free printed guides on preventing marijuana, alcohol and other drug use, visit the ADAI Clearinghouse <http://adaiclearinghouse.net> or call (206) 221-8325.
- For 24 hour help for mental health, substance use or misuse, and problem gambling, call 1-866-789-1511 or visit www.waRecoveryHelpLine.org.

**Attitudes about Marijuana Use
Grade 10, 2021**



In 2021, 34% of 10th graders in our county thought there was little or no risk of using marijuana regularly.

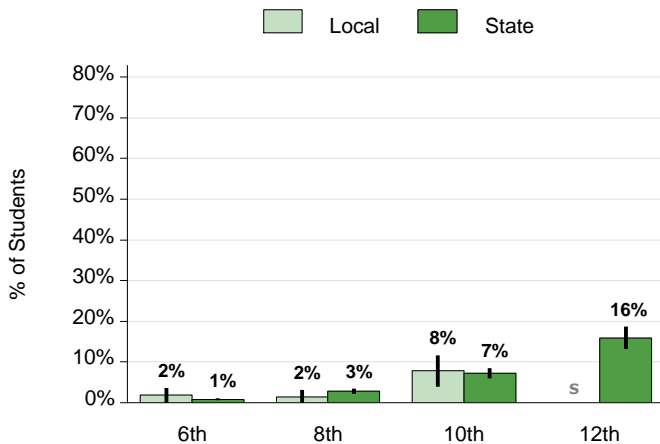
**Marijuana Use and Perception of Harm 2010-2021
Grade 10**



Prevalence	2010	2012	2014	2016	2018	2021
Current (past 30-day) marijuana use	18% ±5	17% ±5	20% ±5	15% ±5	16% ±6	8% ±4*
No/low risk from trying 1-2 times	55% ±9	58% ±8	62% ±8	46% ±11*	56% ±11	55% ±10
No/low risk from regular use**	25% ±8	26% ±7	29% ±8	23% ±9	28% ±10	34% ±9

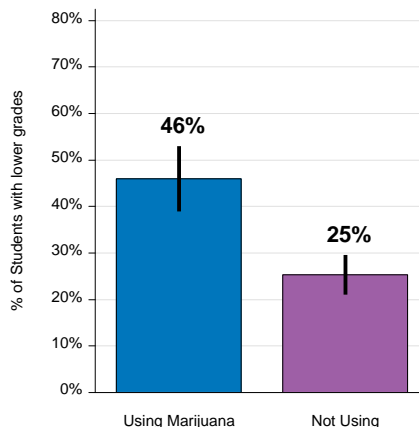
***"Smoke" marijuana regularly was changed to "Use" regularly in 2014. This may mark a break in the trend.*

**Current (past 30-day) Marijuana Use
Compared to the State, All Grades, 2021**



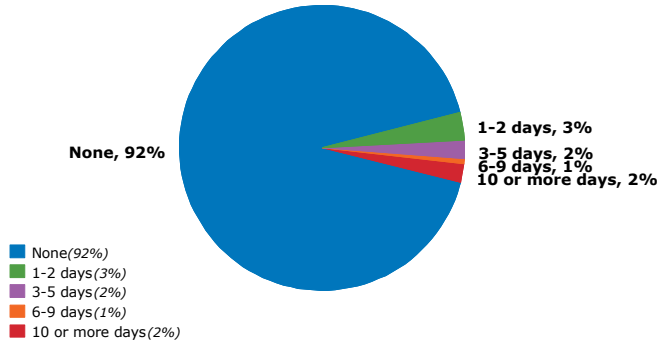
Prevalence	6th	8th	10th	12th
Local	2% ±2	2% ±2	8% ±4	S
State	1% ±0	3% ±1	7% ±1	16% ±3

**Statewide Relationship between
Lower Grades and Current (past 30-day) Marijuana Use
Grade 10, 2021**

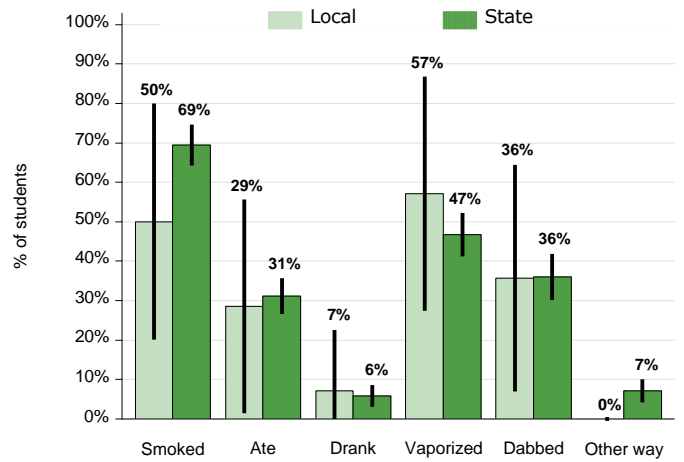


Statewide, more 10th graders who use marijuana report lower grades in school (C's, D's or F's) compared to those who don't use.

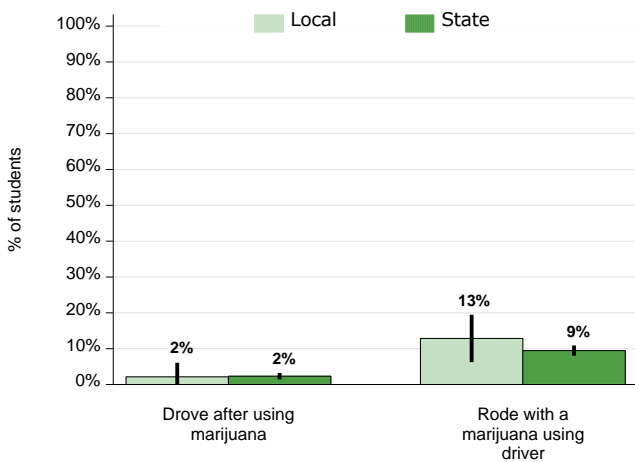
**Level of Current (past 30-day) Marijuana Use
Grade 10, 2021**



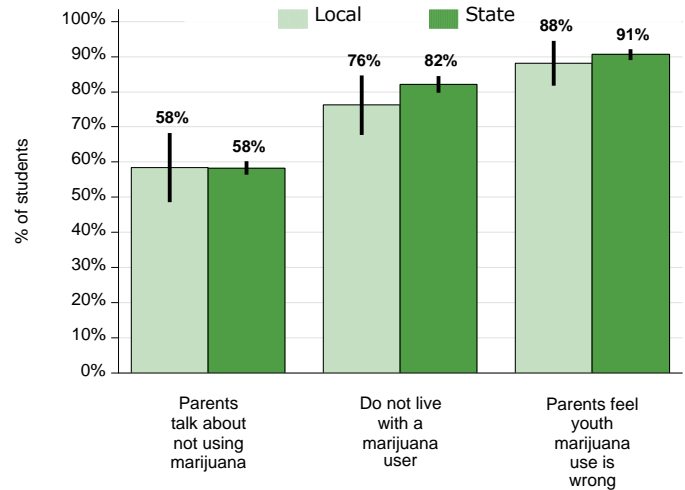
**Type of Marijuana Use among Those Who Used It
Grade 10, 2021**



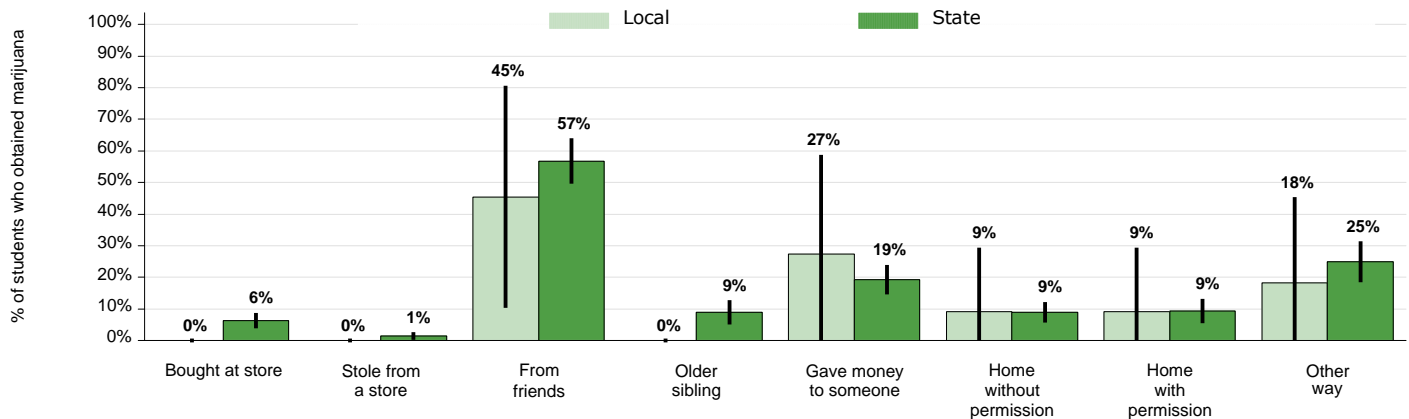
**Marijuana Use and Driving/Riding
Grade 10, 2021**



Family Environment, Grade 10, 2021



Where Do Youth Get Marijuana? Grade 10, 2021



The percentages in this chart are based on all students who reported getting marijuana in the past 30 days, regardless whether they reported using in the past 30 days. Students could select multiple sources.

Prevalence is displayed with 95% confidence intervals (as ± or black bar)
*indicates a significant change from the previous year or a significant difference between state and local results, p<0.05